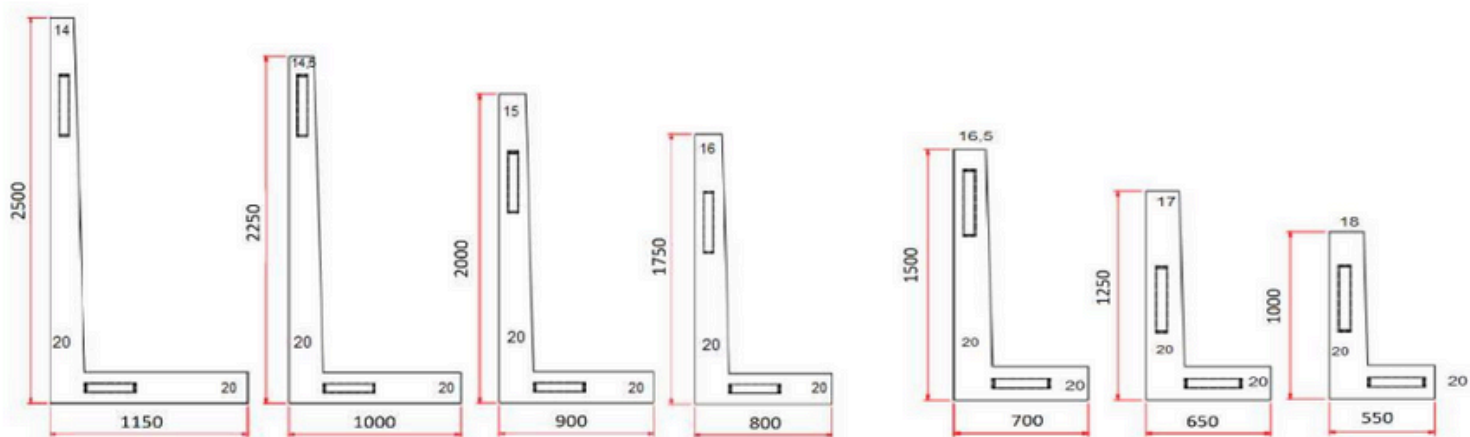
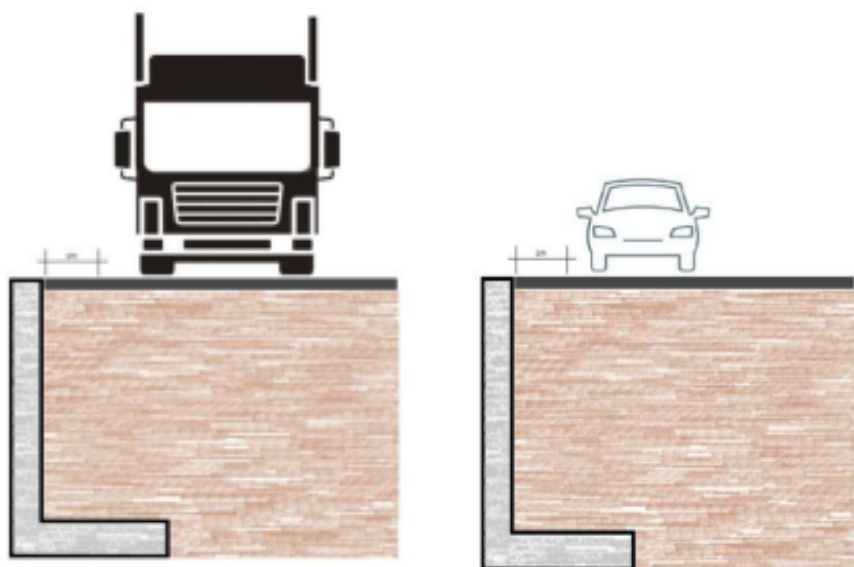


# MUR EN L




Hauteur	1m	1,25m	1,50m	1,75m	2m	2,25m	2,50m
Poids (en kg)	1,3T	1,6 T	1,85 T	2,18 T	2,48 T	2,75 T	3,1 T
Codes articles	182401	182402	182403	182404	182405	182406	182407



Charge routière

C25/30

C30/37



Agricole

C25/30 PMES



## Préconisation de pose

